





















KS3 Art and Design all the below are the students own work.

	Autumn 1	Autumn 2	Spring 1	Spring 2	Summer 1	Summer 2
Y7	Colour theory 	Drawing skills 	Drawing skills 	Portraiture Drawing. 	Portraiture Drawing. 	Three dimensions. 
Y8	Lettering 	Lettering 	Critical studies. 	Critical studies. 	Perspective 	Perspective. 
Y9	Graffiti Art. 	Graffiti Art. 	Graffiti Art. 	Day of the Dead. 	Day of the Dead. 	Day of the Dead. 

In Year 7 you will learn about:

Term	Topic Title	Brief description
Autumn 1	Colour theory	Learning about the colour wheel, hot and cold colours, complementary and harmonic colours, how to add tone. Developing different painting skills and colour mixing. Introduction to artists: The impressionists and post impressionists.
Autumn 2	Drawing skills	Introduction to basic drawing skills using line and tone. Introduction to artists: Escher.



St Benedict's Catholic High School  
1971

Spring 1	Drawing skills	Extended drawing skills using tone, texture, and colour.
Spring 2	Portraiture Drawing.	Introduction to Portraiture drawing. Learning to draw using rulers. Proportions of the face. Introduction to portrait artists.
Summer 1	Portraiture Drawing.	Extended drawing skills using tone, texture, and colour. Looking at blending and the subtlety of colours. Looking at the different approaches to portraits; use of ICT and digital cameras to develop work in the style of pop art.
Summer 2	Three dimensions.	Looking at sculpture and art and design work in 3D and relief. Learning about design development. Learning how to work with 3D materials. Learning about gargoyles.

In Year 8 you will learn about:

Term	Topic Title	Brief description
Autumn 1	Lettering	Looking at historical and contemporary lettering. Illuminated lettering, packaging, advertisement, etc. Learning about products, how text needs to suit the product.
Autumn 2	Lettering	Introduction to using mixed media and printing. How to use a limited colour palette. Learning about layout skills. Learning how to work with a range of materials, choosing the right one for the right task.
Spring 1	Critical studies	Critical studies, drawing and painting based on an artist that looks at animals. Pupils will complete a series of observational drawing exercises, exploring a variety of different media.
Spring 2	Critical studies.	Critical studies, including extended writing and looking and understanding composition. The students will develop their ideas to conclude with a final picture, in response to the work of a particular artist, e.g. Marian North, Henri Rousseau, Diane Whitehead, Jennifer Belote.
Summer 1	Perspective.	Learning to draw using one point perspective. Looking at how you can use the computer through the internet to learn more about drawing techniques.
Summer 2	Perspective.	Extended drawing skills using tone, texture, and colour in perspective. Looking at two-point perspective and understanding why artists and designers use one- and two-point perspective. Looking at science fiction (computer art), interior designers and architects.

In Year 9 you will learn about:

Term	Topic Title	Brief description
------	-------------	-------------------



St Benedict's Catholic High School  
1971

Autumn 1	Graffiti Art.	Critical studies on artists and designers e.g. Banksy, Shamsia Hassani, Keith Haring, street artists. Looking at the negative and positive sides to graffiti. Looking at past and modern Graffiti. Learning how to write using that style. Being reminded about harmonic and complimentary colours. Learning how to blend well using a range of materials.
Autumn 2	Graffiti Art.	Introduction to using clay. Using design development when planning for a 3D piece. Using past learning when working on a new material which is three-dimensional.
Spring 1	Graffiti Art.	Looking at issues and how graffiti artists use images as well as words. Learning how to independently research information and images that will support an issue poster. Learning how to get across an idea visually and creating a composition.
Spring 2	Day of the Dead.	Critical studies about another culture. Pupils will complete a series of observational drawing exercises, exploring a variety of different media.
Summer 1	Day of the Dead.	Looking at a range of Mexican Artists: Frida Kahlo, Diego Rivera, Ofrendas etc. Extended drawing skills going back to looking at portraits in the style of Day of the Dead.
Summer 2	Day of the Dead.	Using past skills, the artists they have looked at and with the knowledge they have learn about Day of the dead, students developing their ideas to conclude with a final picture, in response to the 'Day of the dead'.